

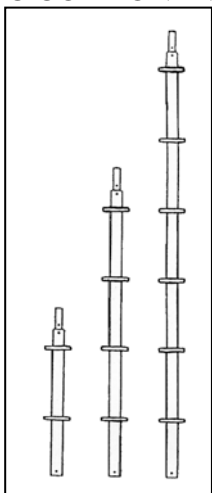
WJ Manufacturing Ltd

Examine the Canadian manufacturer of System type scaffolds and be ready to purchase. This system type scaffold is manufactured with high quality galvanized steel, workmanship and quality control. Buy directly from a Canadian manufacturer. WJ manufacturing has been selling scaffolds in Alberta since 1979.

Make sure you are purchasing top superior equipment to get the job done easier. This equipment will not corrode as quickly as other products on the market.

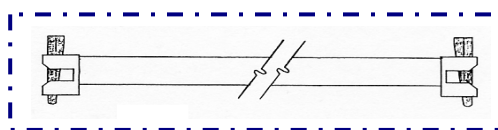
With Urban's system type scaffolds, workers can effortlessly build cantilevers, outriggers, around odd shaped places and hard to get places. System type scaffolds are suitable to work with all tube and clamp components.

BASIC COMPONENTS




We stock .5m, 1m, 2m & 3m Standards (Posts)

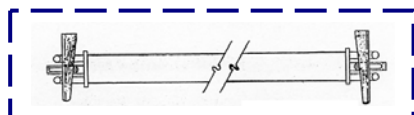
Choose from the different sizes of ledgers and matching bay braces.



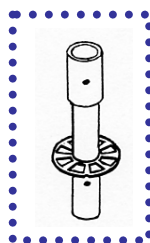
Ledgers come in .65m (2'), 1.15m (4'), 1.53m (5'), 2.13m (7'), and 3.05m (10').



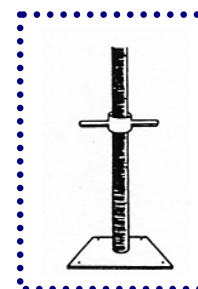
Bay braces come in matching sizes to the ledgers. They are used to stabilize the posts. Call WJ for configurations of bay braces.



Return ledgers attach from ledger to ledger work well in tight areas, box around a ladder or place short decks.

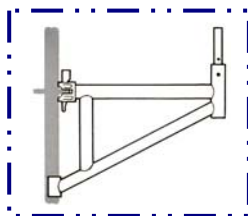


Base collars – used at the bottom of the standards to level the scaffold at ground level

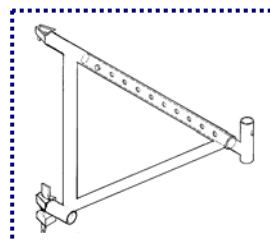


Screwjacks – we have two types of screwjacks B/P – hollow core and solid core.

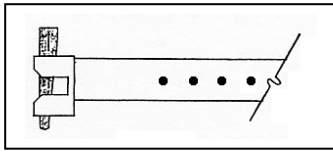
SYSTEM ACCESSORIES



We have 2' side brackets and Extension Side brackets that extend up to 4'




Check out the System accessories that make scaffold building a whole lot easier.



You can order an extension ledger that works perfectly with the extension side bracket as side guardrails.

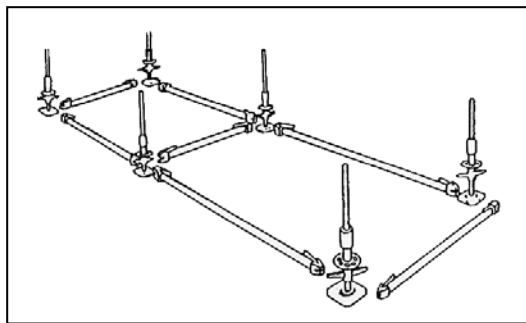


Rossette brace coupler is used to install a brace where a regular brace won't fit. Good for tight places




Rossette Ring coupler can be installed anywhere on the post to add an extra joint for attaching the ledgers.

System components and how they fit together.



Base set-up includes screwjacks, base collars, and ledgers



There are many configurations of system type scaffolds; this diagram shows basic usage of the components.



WJ also manufactures 6'6" stairways for easy access of workers, inspectors and supervisors.

Contacts

SALES – Call WJ Manufacturing @ 780 451 2317 for competitive sale prices on truckload quantities. We also supply the safe work practices on all scaffold types as required by Occupational health and safety.

RENTAL - Interested in rentals call Urban Scaffolding Ltd @ 780 452 5950. Urban is an affiliated company.